

Anchoring Device for Bridge Prestressed Beam Or Post Tension Beam

**Pioneer in CFRP,
Smart & Clever for Composites**

**Structural Strengthening
For Bridge Prestressed
Beam & Slab
Together with
Build Anchor Device**



[Photo] Stretch End of Device



[Photo] Fix End of Device

Description		Technical Data Specification			
Item	Type	Thickness mm	Width mm	Length mm	Weight kg
Build Anchor Device	Stretch End	80	360	500	
Build Anchor Device	Fix End	56	360	500	

Build Anchor Device

Anchor Device for Bridges Beam

Build Anchor Device®, Is install for **Pre-tension or Post-tension** on bridge, railway deck & building beam with are finding applications for the reinforcement of new or existing strengthening of structures. And the ability to dissipate energy as required in earthquake scenarios make them eminently suitable for a wide range of applications and they contribute significantly to lowering life cycle costs and increasing safety.

Laminates Strip Carbon Fiber of Putrusion Extruded Oriented, continuous carbon filaments which are held in position by a lightweight, Laminates Strip of **CARBON FIBER Build Strip PB®** has robust handling and rapid wet-out characteristics which make it ideal for on-site strengthening of structural of buildings, bridges, beams, structures. Additionally, **CARBON FIBER Build Strip PB®** is compatible with all commonly used adhesive systems which can be applied using a variety of wet-out/adhesive infusion techniques.

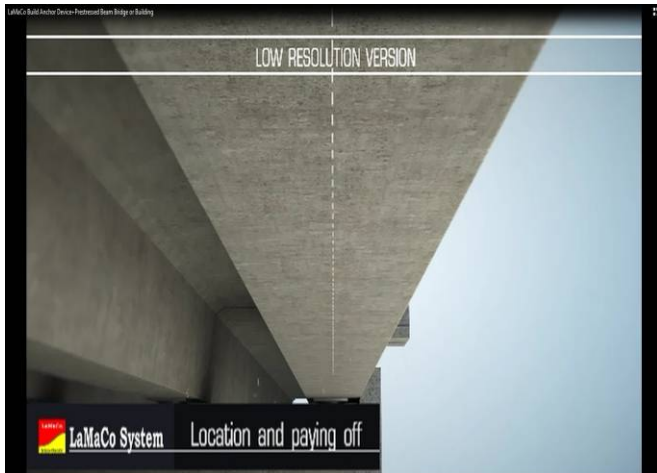
Uses Loading Increase *For Strengthening Bridge Beam Reinforced Concrete*
 Increase of Supporting Live Load in Bridge
 Increase of Supporting Traffic Growth on Bridges

Select Thickness x Wide Of Below List Products	Thickness [mm]	Width [mm]	Roll Size [Meter]	Weight [kg/Meter] or [kg/roll]
Build Strip PB 1050	5.00	100	50	0.800 40.000
Build Strip PB 1030	3.00	100	100	0.480 48.000
Build Strip PB 1020	2.00	100	100	0.320 32.000
Build Strip PB 1014	1.40	100	100	0.224 22.400
Build Strip PB 550	5.00	50	50	0.400 20.000
Build Strip PB 530	3.00	50	100	0.240 24.000
Build Strip PB 520	2.00	50	100	0.160 16.000
Build Strip PB 514	1.40	50	100	0.112 11.200

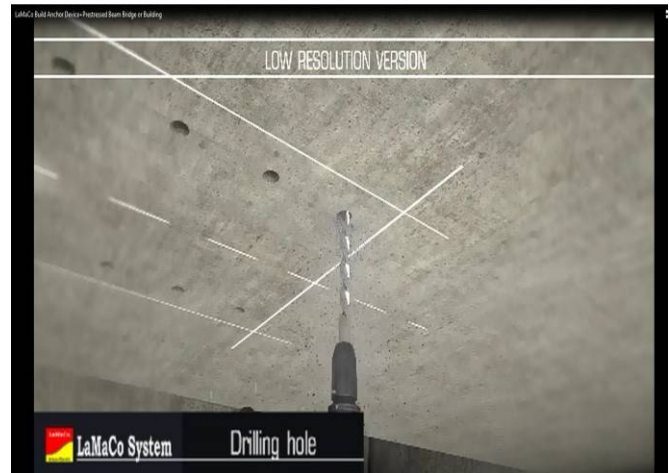


Build Strip PB, High Tensile Strength & Tensile Modulus, Carbon Fiber Reinforced Plastic, [Strip/Plate Laminates

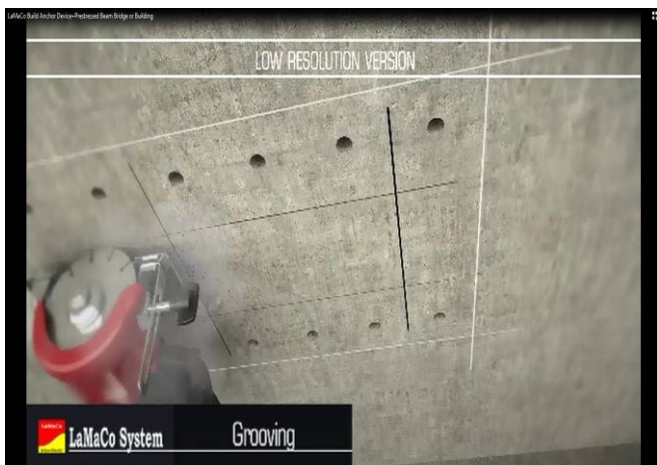
How to Installation/Process of LAMACO Build Anchor Device at Prestressed Beam



1] Mapping Location



2] Drilling Holes



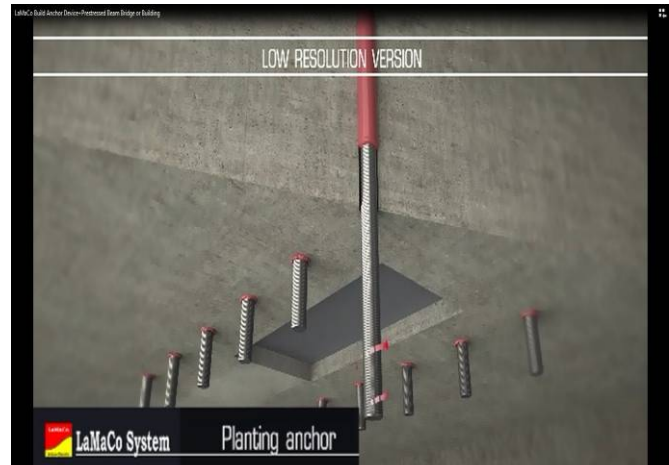
3] Diamond Saw Cut



4] Hack Out or Grooving, Depth Set 30mm



5] Patching to Leveling



6] Fixing Epoxy Adhesive & Insert Anchor Bolt

How to Installation/Process of LAMACO Build Anchor Device at Prestressed Beam




7] Install of LAMACO-Build Anchor Device



8] Install & Fix the Bolt & Nut



9] Install & Fix the Side Bolt & Nut



10] Preparation the LAMACO-Build Strip PB

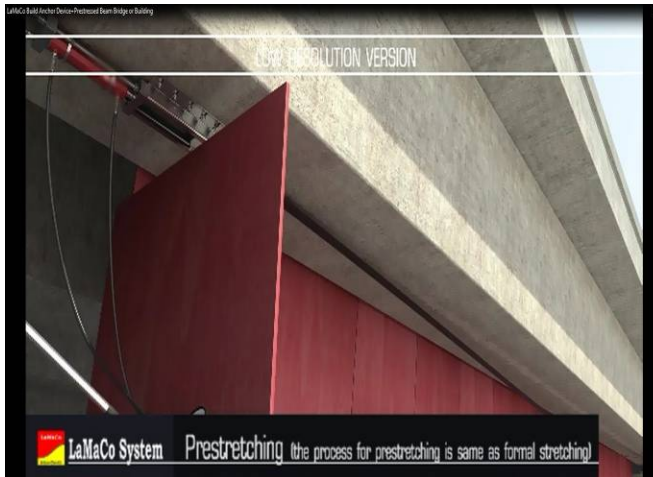


11] Install the Build Strip PB in Position



12] Fixing Jack Pump

How to Installation/Process of LAMACO Build Anchor Device at Prestressed Beam




13] Install of Support Frame



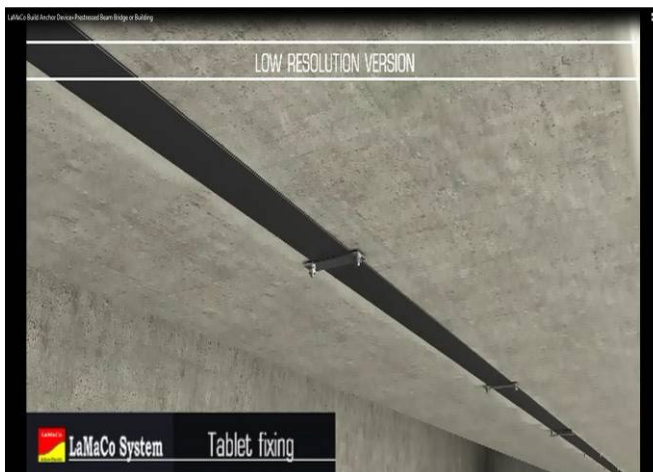
14] Laying the LAMACO-Epo Adhesive Strip



15] Jack Pump for Prestress Stretching



16] Once Finished, Remove the Thread Rod



17] Fixing of Tablet at 600-1500mm each



18] Fireproofing Protection on Build Strip PB



Build Anchor Device

Anchor Device for Bridges Beam

- Important 1:** While the information and data sheet contained in this promotional literature are presented in good faith and believed to be reliable, they do not constitute a part of our terms and conditions of sales unless specifically incorporated in our Order acknowledgement. Nothing herein shall be deemed to constitute a warranty, express or implied, that said information or data sheet are correct or that the products described are merchantable or fit for a particular purpose, or that said information, data sheet or products can be used without infringing patent of third parties.
- Important 2:** **LAMACO Malaysia** products are not guaranteed against defective materials and manufacture & are sold subject to its standard Terms & Conditions of sale, copies of which may be obtained on request. Whilst **LAMACO Malaysia** endeavors to ensure that any advice, recommendation, specification or information is accurate and correct, it cannot- because it has no direct or continuous control over where or how its products are applied - accept any liability either directly or indirectly arising from the use of its products, whether or not in accordance any advice, specification, recommendation or information given by it.
- Health & Safety** Some of the components of this product may be hazardous during mixing and application. Please consult the relevant Health & Safety Data Sheets, available from **LAMACO Malaysia** on request and sent with each delivery.



LAMACO SYSTEM SDN BHD

Co. No. 1033557-M


407, Jalan Perusahaan 6, Taman Bandar Baru Mergong,
05150 Alor Setar, Kedah. Malaysia

Tel : +60-4-734 5555 Fax : +60-4-772 4444

Http : www.lamaco.com Email : info@lamaco.com



: +60 19 4486611 +60 19 4786611



After Installation Method
Of Anchor Device with CFRP Strip



